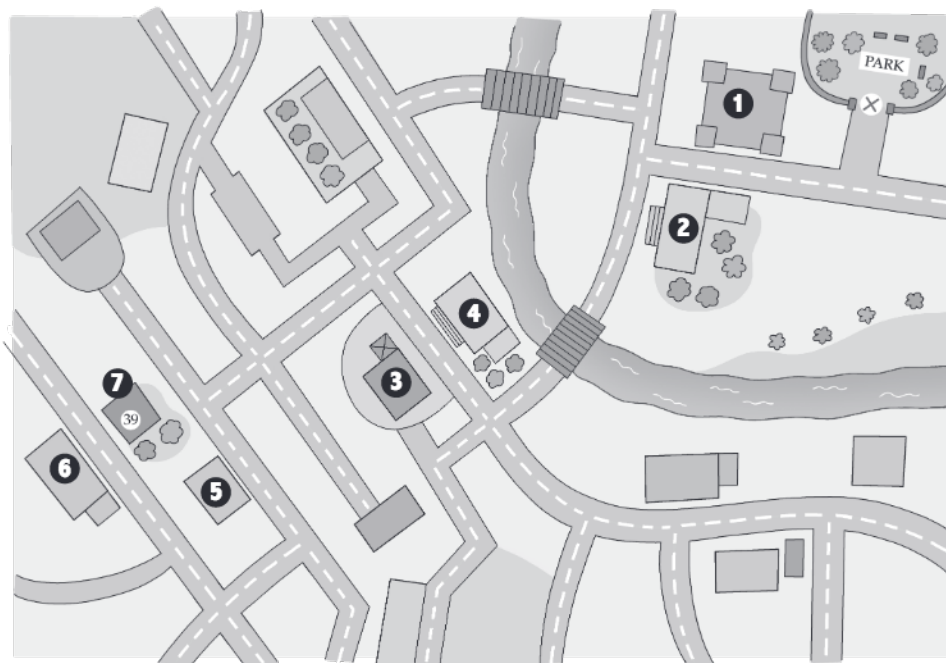


**Reading**

**1** Read the text. Then write the numbers of the buildings from the map in the correct boxes.

- 3 church
- supermarket
- school
- my house
- castle
- bookshop
- restaurant



Look at the map. Start at the park. Go out of the park and turn right. Go straight ahead, past the castle. Then turn left. The school is on the left. Now walk past the school. Follow the road as far as the river. Cross the bridge and take the first right. The church is there on the left, opposite the restaurant. Go past the church and the restaurant and take the first left. Go down the road and take the second left. The bookshop is on the right. Walk on along the road and turn right, then right again. The supermarket is there on the left. And my house is opposite the supermarket, on the right! It's number 39.

**Grammar**

**2** Read the email and circle the correct answer.

Hi, Marcia!

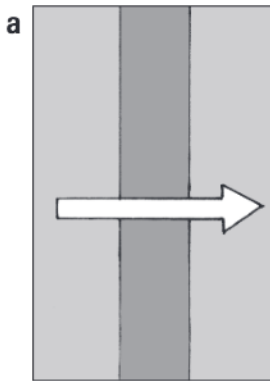
I'm so glad you are coming to visit me by train tomorrow! Now, to find my house, come out of the station and <sup>1</sup> *take / turn* left. Go <sup>2</sup> *past / down* the post office, straight <sup>3</sup> *as far as / down* to the end of the road. <sup>4</sup> *Cross / Turn* the road in front of the supermarket. Then <sup>5</sup> *take / turn* the first left. Go <sup>6</sup> *straight / as far as* the hotel <sup>7</sup> *past / on* the left. My house is next to the hotel, number 75 Wilton Street.

See you soon!

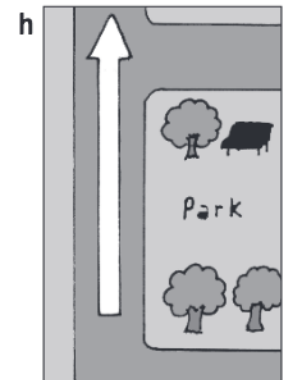
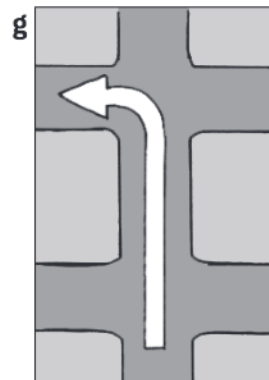
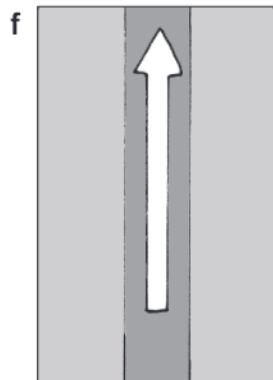
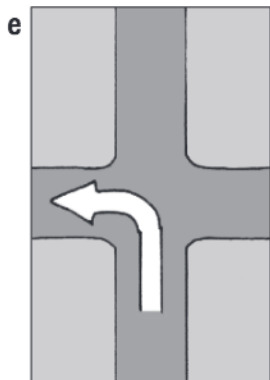
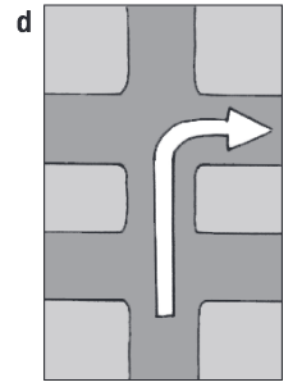
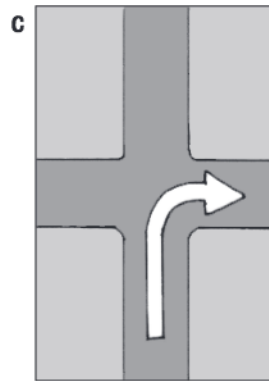
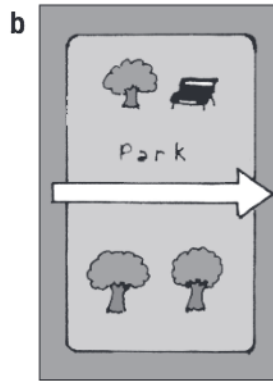
Janet

**Vocabulary**

**3 Label the directions.**



.....  
cross the road



**Dialogue**

**4 Use the words in the box and complete the dialogues.**

trying to find	past	turn
second left	turn left	corner
can you tell me	on	right
straight along	<del>get to</del>	cross

- 1 **A** Excuse me. How do I <sup>1</sup> ..... **get to** ..... the music shop?  
**B** OK, go <sup>2</sup> ..... this road. Turn <sup>3</sup> ..... at the end. Then <sup>4</sup> ..... the bridge and <sup>5</sup> ..... The shop's there <sup>6</sup> ..... the left.  
**A** That's great! Thanks.

- 2 **A** Excuse me, I'm <sup>7</sup> ..... the post office.  
**B** Right. Take the <sup>8</sup> ..... Then <sup>9</sup> ..... right opposite the supermarket. The post office is in that road.  
**A** Thanks very much.
- 3 **A** Excuse me, <sup>10</sup> ..... where the bank is?  
**B** Ah, yes ... that's easy. Go <sup>11</sup> ..... the cinema at the end of this road. Then turn left, then right. The bank is on the next <sup>12</sup> .....  
**A** Thank you very much.

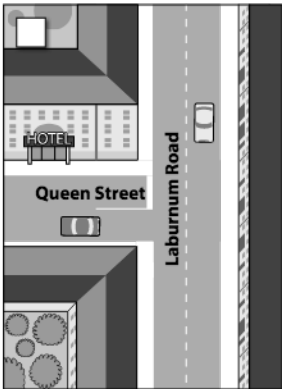

**Reading**

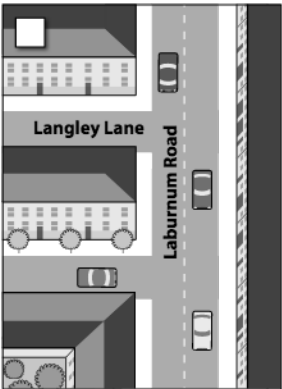
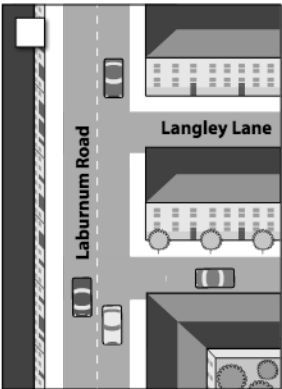
**1 Read the text. Then tick the correct pictures.**

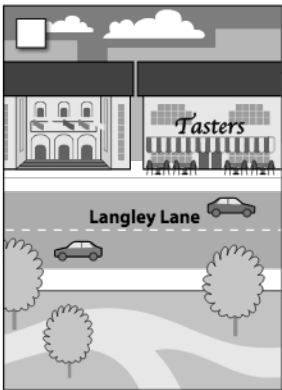
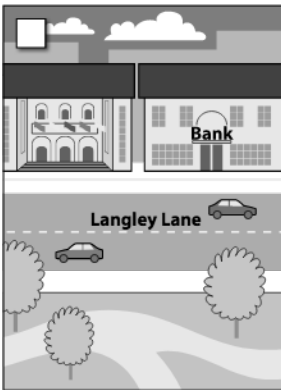
I am so tired! Today I left my hotel in Queen Street to go for a walk. I turned right at the end of Queen Street into Laburnum Road. The supermarket is in that road and the school's there, too. I took the second left in Laburnum Road and went into Langley Lane. There's a little museum there, next to a restaurant called Tasters. I had lunch there, then off I went again.

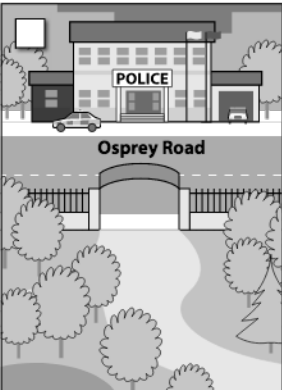
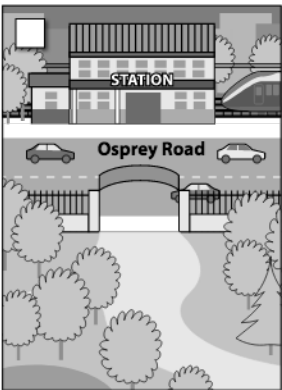
I came to Scott Street and turned right off that into Osprey Road. There's a big park in that road, by the police station. I walked through the park and came out onto Roland Street. That's where the cinema is.


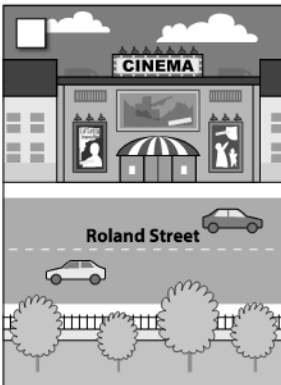
I turned left off Roland Street into Hilltop Road and went into the chemist's opposite the hospital. I needed something for my tired feet! Then I walked all the way along Timberland Road to the tourist office opposite the railway station. They had maps of the town – but I didn't need one because I knew all the roads in the town by then!

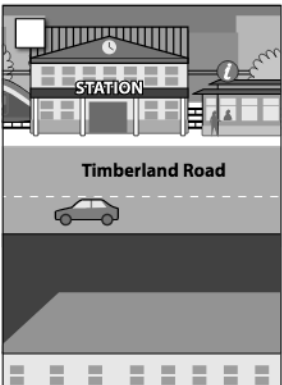
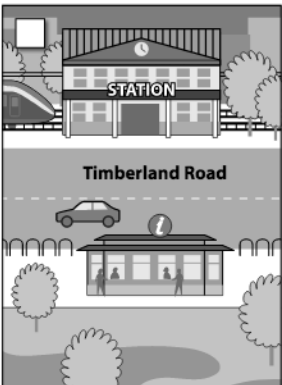
1 a  b 

2 a  b 

3 a  b 

4 a  b 

5 a  b 

6 a  b 

**Grammar**

**② Write in the correct words from the list below.**

**A** Excuse me, how do I get to the tourist office?

**B** Ah, it isn't easy. First, walk down this road <sup>1</sup>..... **to the next**..... corner.

**A** OK. Then what do I do?

**B** Then <sup>2</sup>..... right, then <sup>3</sup>.....  
the first right again, then the <sup>4</sup>..... .

**A** OK. Is the tourist office in that road?

**B** No, it isn't. That takes you to Islington Road. You walk down that road,  
<sup>5</sup>..... the bank and the post office. There's a small park  
<sup>6</sup>..... the post office. Walk through the park and go out of the gate at  
the <sup>7</sup>..... end. OK?

**A** Yes, OK. Then what?

**B** When you get out of the park, there's a cinema in <sup>8</sup>..... you. Go past the  
cinema and walk to the <sup>9</sup>..... .

**A** Is the tourist office on the corner?

**B** It's just <sup>10</sup>..... the corner on the right!

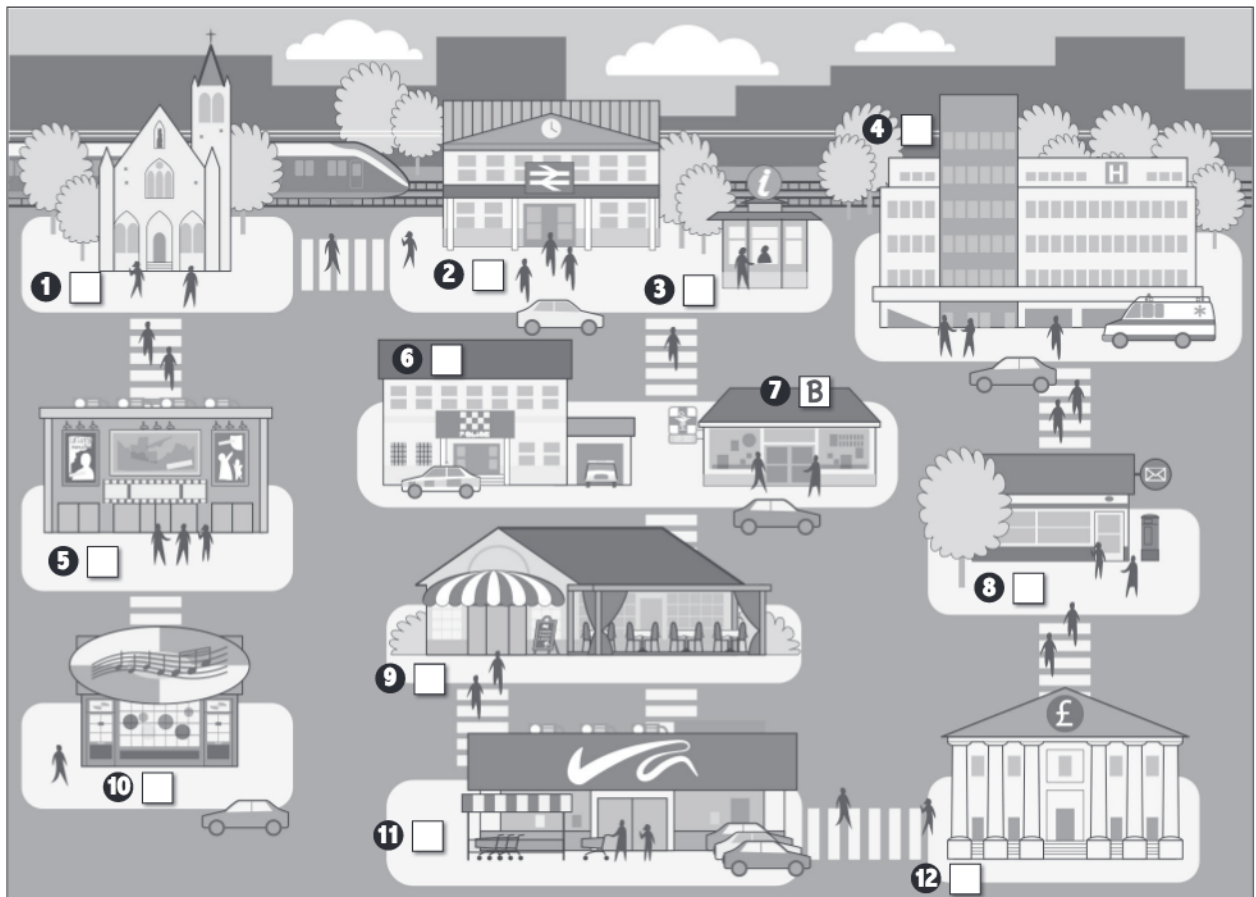
**A** Thanks very much ... but, you know what? I'm going to take a taxi!

- |    |                |                           |                |
|----|----------------|---------------------------|----------------|
| 1  | a) next to     | b) <del>to the next</del> | c) next        |
| 2  | a) turn        | b) past                   | c) around      |
| 3  | a) past        | b) front                  | c) take        |
| 4  | a) straight on | b) behind                 | c) second left |
| 5  | a) past        | b) in                     | c) left        |
| 6  | a) front       | b) next                   | c) behind      |
| 7  | a) next        | b) opposite               | c) of          |
| 8  | a) front       | b) front of               | c) the front   |
| 9  | a) corner      | b) left                   | c) behind      |
| 10 | a) first       | b) around                 | c) straight    |

**Vocabulary**

**3 Write in the letters on the correct buildings.**

- |                   |                  |            |                  |
|-------------------|------------------|------------|------------------|
| A railway station | B chemist's      | C cinema   | D tourist office |
| E supermarket     | F music shop     | G hospital | H restaurant     |
| I church          | J police station | K bank     | L post office    |



**Dialogue**

**4 Put the dialogue in the correct order.**

- A Do you want to meet for a coffee?
- A Let's meet at Grinshaw's Café.
- A It's in Hope Street, opposite the bank.
- A Then take the second left, then the first right. That's Hope Street.
- A Turn right off Barton Street into Regent Street.
- A Hey, Mel, where are you?
- B OK, I know Regent Street.
- B Great! I'm on my way. See you in ten minutes.
- B I'm in Barton Street in front of the supermarket at the moment – why?
- B Yes, I'd love to. Where?
- B I don't know how to get to Hope Street.
- B OK, where is it?

**Grammar**

**1 Write the sentences under the pictures.**

It's next to the bank.  
It's behind the bank.  
Take the third right.

It's just round the corner.  
Go straight ahead.  
It's opposite the bank.

Cross the road.  
Go past the bank.



1 .....




2 .....




3 .....



4 .....



5 .....



6 .....



7 .....



8 .....

**Vocabulary**

**2** Where can you find these things? Write the names of the places next to the pictures.

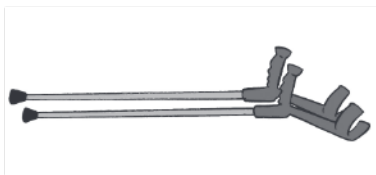
- |                |                 |
|----------------|-----------------|
| police station | church          |
| tourist office | railway station |
| post office    | hospital        |
| bank           | shopping centre |



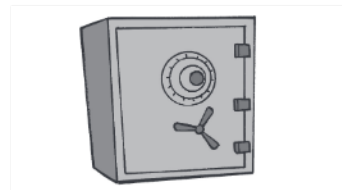
1 .....



2 .....



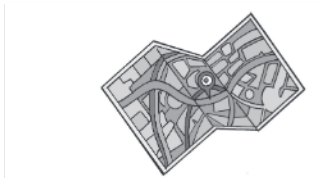
3 .....



4 .....



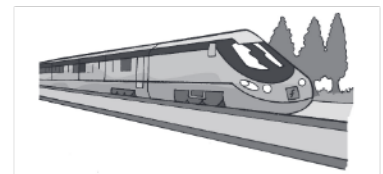
5 .....



6 .....



7 .....



8 .....

**Dialogue**

**3** Complete the dialogue with the words and phrases from the box.

- round  
straight  
opposite  
~~near~~  
past  
take  
turn  
next  
as far as  
cross

A Excuse me. Is there a supermarket <sup>1</sup>..... **near**..... here?

B A supermarket? Yes, of course. Do you want to walk?

A Yes, we're on foot\*.

B Hmm ... well, it's nearly 10 to 15 minutes from here.

A Oh, that's fine.

B Well, you need to <sup>2</sup>..... the road here and then <sup>3</sup>..... the first right into Downey Street. Then go <sup>4</sup>..... ahead for a few minutes and then <sup>5</sup>..... left into Sneddon Road.

A Sneddon Road, OK.

B Yes, and then go <sup>6</sup>..... the church on your right and <sup>7</sup>..... the corner into Lake Street.

A So, after the church I have to go on <sup>8</sup>..... Lake Street, yes?

B Yes, that's right. In Lake Street there's a chemist's on the left and a bank <sup>9</sup>..... it on the right.

A And the supermarket?


B Easy. You can't miss it. It's <sup>10</sup>..... to the bank!

A Great. Thank you.

**VOCABULARY: \*on foot – zu Fuß**

**Reading**

**1** Read the text and write the correct numbers from the big picture in the small pictures. There are three extra small pictures.



Look at the picture. Can you see the sun? It's above the beach, in the top left-hand corner of the picture. But look! I can see the moon too – it's behind the mountains, on the right-hand side. There's a big boat on the sea. There's another boat in the picture, too – can you see it? It's a smaller boat and it's on the lake. It's in the middle of the picture. There are some children playing in a boat on the river and there's a man fishing in the bottom right-hand corner. Maybe the children live in the village. Maybe in that white house in the village. The mountains look nice, don't they? There's snow on them at the moment. There are some hills in the picture, too – but there aren't many trees on the hills. All the trees are on the right-hand side.

**Vocabulary**

**2** Put the letters in the right order and write the words.

- |                 |                          |                   |       |
|-----------------|--------------------------|-------------------|-------|
| 1 c a b e h     | ..... <u>beach</u> ..... | 7 w o o m y t a r | ..... |
| 2 l e l y v a   | .....                    | 8 u t o m a n n i | ..... |
| 3 a d o r       | .....                    | 9 k e a l         | ..... |
| 4 v i r r e     | .....                    | 10 w n t o        | ..... |
| 5 s o t f e r   | .....                    | 11 l f d e i      | ..... |
| 6 i g e l v l a | .....                    | 12 o n o m        | ..... |



**Grammar**

**3** Complete the sentences with *have to* / *don't have to*.

**Enjoy your walk in our park!**

- The park is free to visit – you <sup>1</sup>..... pay.
- We don't want cars in the park, so you <sup>2</sup>..... park your car here, then walk.
- We want to know how many people visit our park every day, so you <sup>3</sup>..... sign in\* when you enter the park.
- There is a café in the park where you can buy food, so you <sup>4</sup>..... bring your own food.
- You can have a picnic on the benches and tables, but you <sup>5</sup>..... use these – you can also have a picnic on the grass.
- The first bridge over the river is broken. To cross the river, you <sup>6</sup>..... use the second bridge, higher up the valley.

**VOCABULARY:** \*sign in – sich eintragen/anmelden

**Dialogue**

**4** Complete the dialogue with the phrases from the box.

not sure   join you   the camp guide   go alone   bring   minute   ~~Let's~~   good shoes   don't have to

- A What can we do at the weekend?  
 B I have no idea.  
 A I know! <sup>1</sup>..... **Let's**..... go rock climbing on Saturday!  
 B Hmm – rock climbing. I'm <sup>2</sup>.....  
 A Well, you <sup>3</sup>..... come. I can <sup>4</sup>.....  
 B No, wait a <sup>5</sup>..... Yes, I think I should <sup>6</sup>.....  
 A Great! Make sure\* you bring warm clothes and some <sup>7</sup>.....  
 B Do I need to\* <sup>8</sup>..... any food?  
 A No, it's OK. We've got enough food. But make sure you listen to <sup>9</sup>..... carefully.  
 B Of course. I know that.

**VOCABULARY:** \*make sure – sich versichern, darauf achten; need to – müssen

**Reading**

① Read Olivia's email. Then circle T (True) or F (False) for the sentences below.

-
+

Hi Abigail,  
How are you?  
I got home from my summer camp holiday yesterday. It was really brilliant! There were so many different things to do there.  
What I liked the most was that every day there were new activities to try. There were all the usual things like swimming, rock climbing, walking, tennis and football. But there were lots of unusual activities, too. I went canoeing on Monday – it was my first time and I was a bit scared. But I was fine – and I was quite good at it! On Tuesday I built a great tree house and on Wednesday I went on a geo-caching treasure hunt. We all got GPS units and the guides told us the coordinates for the treasure and off we went. I found my treasure quickly – I took an old coin out of the cache and I put in a pretty little pink stone.  
The next day I played a lot of sports. You know I'm not good at tennis, but I played two games and won\* one! Can you believe it? I played volleyball and football that day, too. And I also went swimming (I was very tired that night!).  
On the last day, we all had a big picnic in the forest and in the evening we made a camp fire and sat round it and sang all our favourite pop songs. They let us stay up late on the last night – other nights we had to be in bed by half past ten.  
And what about you? How was your week in Paris? Write and tell me all about it.  
Love,  
Olivia

**VOCABULARY:** \*won – gewann

- |    |   |                                      |
|----|---|--------------------------------------|
| 1  | Abigail got home from summer camp yesterday.                            | T <input checked="" type="radio"/> F |
| 2  | There were new activities to do at the camp every day.                  | T / F                                |
| 3  | There was no rock climbing at the camp.                                 | T / F                                |
| 4  | On Monday, Olivia went canoeing.  | T / F                                |
| 5  | Olivia often went canoeing.   | T / F                                |
| 6  | Some of the kids built a tree house for Olivia on Tuesday.              | T / F                                |
| 7  | Olivia told the kids the coordinates for the geo-caching treasure hunt. | T / F                                |
| 8  | Olivia took a long time to find her treasure.                           | T / F                                |
| 9  | Olivia won two games of tennis.   | T / F                                |
| 10 | Olivia went swimming on Thursday.                                       | T / F                                |
| 11 | The kids had a picnic on the last day.                                  | T / F                                |
| 12 | The kids usually had to be in bed by half past ten.                     | T / F                                |

**Grammar**

**2 Write the sentence in the correct order.**

**Summer Camp Rules**

1 to / clothes. / bring / have / You / sports  
 You have to bring sports clothes. ....  
 .....

2 footballs / You / to / bring / rackets\* /  
 don't / and / have / tennis  
 .....  
 .....

3 has / Everyone / pounds. / to / fifty / bring  
 .....  
 .....

4 have / the / You / to / with / help / washing-up.  
 .....  
 .....

5 to / ten. / be / past / have / bed / by /  
 You / in / half  
 .....  
 .....

6 don't / Kids / their / food. / bring / have /  
 to / own  
 .....  
 .....

7 forget / Don't / to / shoes. / some /  
 good / bring / walking  
 .....  
 .....

8 to / your / bring / camera. / You / own / have  
 .....  
 .....

**VOCABULARY: \*racket – Schläger**

**Vocabulary**

**3 Tick the wrong word in each group.**

- 1 motorway  river  road
- 2 sea  hills  river
- 3 forest  stars  sun
- 4 village  town  fields
- 5 moon  beach  stars
- 6 beach  river  lake

**Dialogue**

**4 Write in the words and complete the mini-dialogues.**

Have you      you have      Do you  
 do I have      you do      you don't  
 have      ~~have to~~      I have      I have to

- 1 A Let's go canoeing tomorrow.  
 B OK. Do I <sup>1</sup>..... **have to**..... bring an anorak?  
 A Yes, <sup>2</sup>.....  
<sup>3</sup>..... got one?  
 B Yes, <sup>4</sup>..... . No problem!
- 2 A Do you want to come rock climbing with me?  
 B I don't know. What <sup>5</sup>..... to do?  
 A Well, <sup>6</sup>..... to climb rocks!  
 B Do <sup>7</sup>..... wear special clothes?  
 A You <sup>8</sup>..... to wear good boots\*, that's all. But I can lend\* you some.  
 B OK, I'll come.
- 3 A <sup>9</sup>..... have to take your own tennis racket\* to the tennis club?  
 B No, <sup>10</sup>.....  
 A Do you have to wear white shorts?  
 B Yes, you do.

**VOCABULARY: \*boot – Stiefel; lend – borgen**

**Reading**

**1** Read the signs at an adventure camp. Write 1, 2, 3 or 4 next to the sentences.

- 1 You have to arrive before 2 p.m.
- 2 You have to talk to your mother and father first.
- 3 It starts at the bottom of a mountain.
- 4 It's at the weekend.
- 5 You have to wear a jacket.
- 6 You have to wear a hat and a life jacket.
- 7 You have to take things to eat.
- 8 You have to get up early.

- 4
- 
- 
- 
- 
- 
- 
- 



**3**



**1**



**2**



**4**

**VOCABULARY:** \*permission – Erlaubnis

**Grammar**

**2** Complete with *have to* or *don't have to*.

- 1 Tomorrow's Sunday so we ..... go to school.
- 2 I'm sorry, I can't talk to you now. I ..... finish my homework.
- 3 It's free! You ..... buy a ticket.
- 4 We ..... study this weekend because there's a test next week.
- 5 An important rule at the camp is: You ..... be in bed by ten o'clock.
- 6 You ..... tell me what happened. Mike told me this morning.

**Vocabulary**

**3 Complete the text with the words and phrases in the box. There are two you do not need.**

beach	fields	forest	geo-caching	mountain	in the middle
moon	motorway	river	rock climbing	sun	wild water canoeing

Last summer, I spent a week at an adventure camp. We did so many interesting activities. The camp was <sup>1</sup>..... of a dark green <sup>2</sup>..... We camped next to a big <sup>3</sup>..... that ran through\* the trees. We went <sup>4</sup>..... on the river. It was scary but so exciting! On the last day we took our GPS units and went on a <sup>5</sup>..... hunt to look for a 'treasure'. We got up really early before the <sup>6</sup>..... came up – the <sup>7</sup>..... was still in the sky\*. We walked across some <sup>8</sup>....., then climbed to the top of a <sup>9</sup>..... It was really quiet up there, far away from the cars driving along the <sup>10</sup>.....



**VOCABULARY:** \*run through – durchströmen; sky – Himmel

**Dialogue**

**4 Circle the correct word each time.**

- A Let's go to the new sports centre today.
- B OK. Do we <sup>1</sup> had / have to pay?
- A No, we <sup>2</sup> not / don't. This month, it's free because it's new and they want people to go.
- B That's great! What about shoes? Do we have <sup>3</sup> wear / to wear special sports shoes?
- A Yes, I think we <sup>4</sup> have / do. Have you <sup>5</sup> got / got to any?
- B Yes, I <sup>6</sup> haven't / have.
- A Oh, and we <sup>7</sup> not have / don't have to book for basketball, do we?
- B Yes, we <sup>8</sup> do / are. I can phone and book for us.
- A What time do you have <sup>9</sup> be / to be home? Maybe we can go later this afternoon?
- B I <sup>10</sup> haven't / don't have to be home at any special time today. I did all my homework yesterday.
- A Great!